



COMMONWEALTH *of* LEARNING

# **A Guide to EWG Social Protection Mobile App**

# A Guide to EWG Social Protection App

## Table of Contents

Introduction	3
Key Features	3
Disclaimer	3
Installation	3
How to use the EWG Social Protection app	4-7
Language Selection	4
Advanced Filtering	5
Viewing Program Details	6
Text to Speech Support	7

## Introduction

EWG Social Protection app developed by the Commonwealth of Learning offers information about various Social Protection Programmes in Bangladesh, Malawi, Mozambique, Pakistan and Sri Lanka. For each programme, users can find information like Description, Eligibility, How to Apply, Areas Served, Agencies and Key Themes. Information is offered in English, Bangla, Chichewa, Portuguese, Sinhala and Urdu.

## Key Features

- Multilingual support for accessible information
- Advanced filtering by agencies and key themes
- Offline access to programme information
- Text to Speech support subject to availability on users devices

## Disclaimer

The translations available in this application for Bangla, Chewa, Portuguese, Sinhala, and Urdu are produced through automated machine translation systems and are provided solely for the convenience of the end user. These translations do not constitute official or certified translations and may include inaccuracies or omissions. The developers and providers of this application disclaim any liability for errors or misinterpretations arising from the use of these translations. Users are strongly advised to exercise due diligence and verify all translated content independently prior to relying on it for any legal, official, or critical purposes.

## Installation

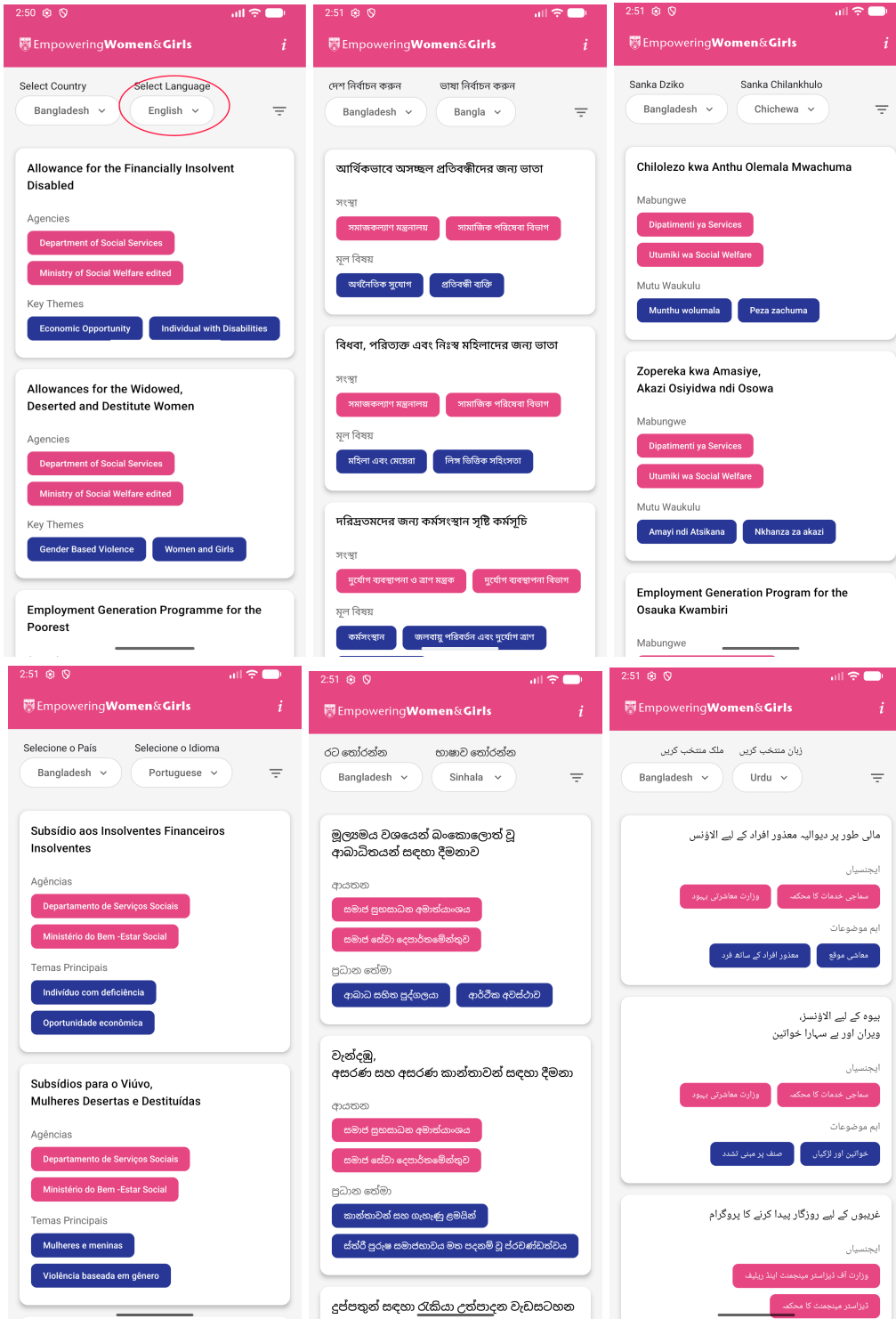
You can download the EWG Social Protection app using one of the following methods:

- **Direct Link:** Visit the Google Play Store directly by clicking this link:  
[EWG Social Protection - Apps on Google Play](#)
- **QR Code:** Open your camera or a QR code scanner on your mobile device and scan the provided QR code to be redirected to the app installation page.



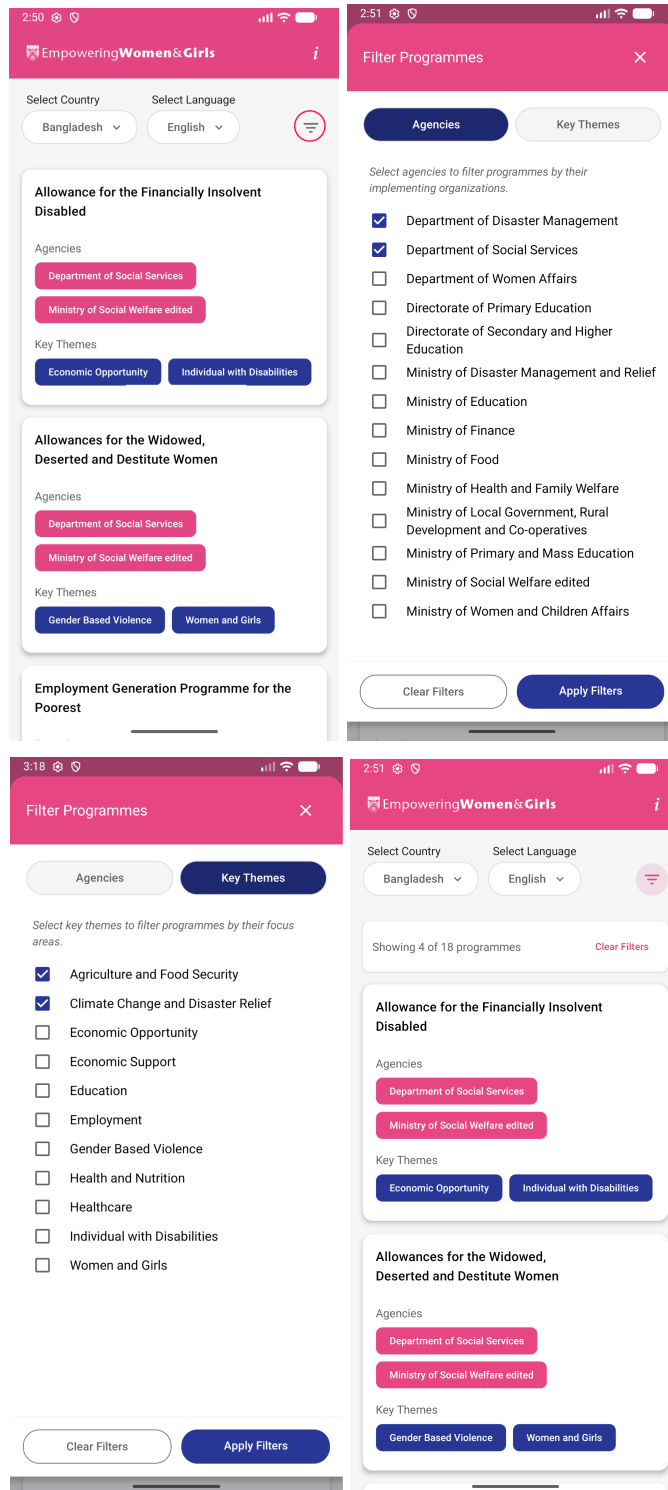
# How to use the EWG Social Protection app

1. **Language Selection:** Upon opening the app, you can select your preferred language from the available options: English, Bangla, Chichewa, Portuguese, Sinhala, or Urdu.



The application's home screen is displayed in multiple languages, with all program information updating to reflect the user's chosen language.

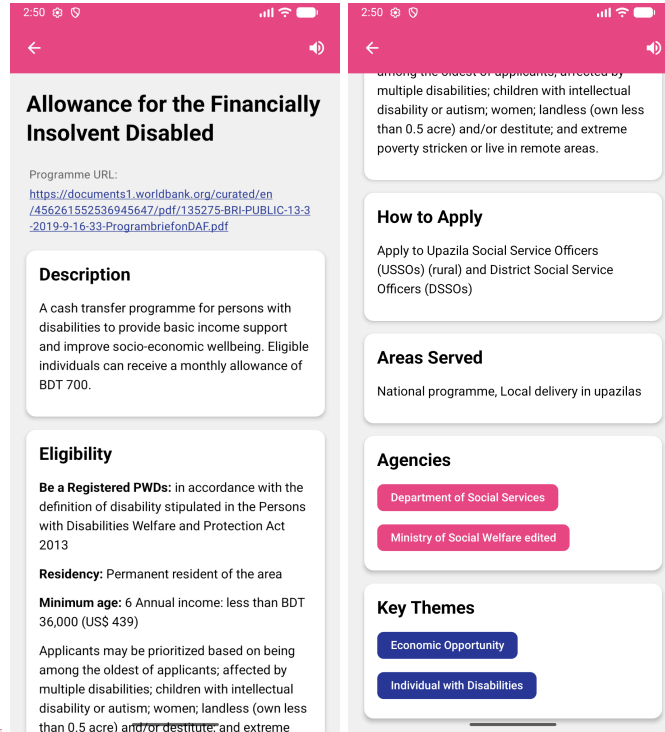
2. **Advanced Filtering:** Narrow down your search by using advanced filters to sort programs by specific *Agencies* or *Key Themes*.



Users can filter programmes based on Agencies and Key Themes.

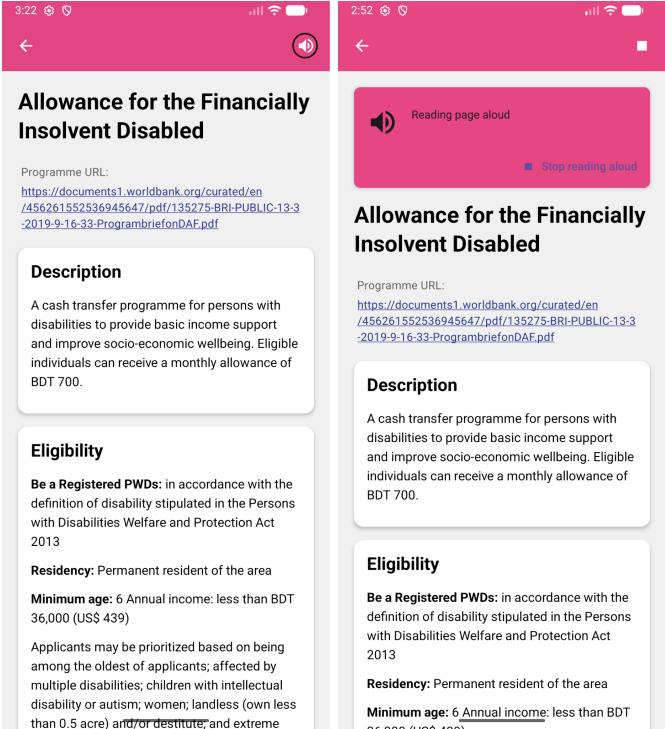
3. **Viewing Program Details:** Click on any program to view in-depth information, including:

- Description
- Eligibility criteria
- How to Apply instructions
- Areas Served
- Agencies and Key Themes associated with the program
- Programme URL if applicable



Program details are shown in the language selected on the home screen.

**4. Text to Speech Support:** Subject to availability on user’s devices, EWG Social Protection app supports text to speech functionality where programmes are read out loud benefitting those who cannot read or with disabilities.



Tapping the speaker icon on top right activates the text to speech functionality.

505 Burrard Street, Suite 1650, Box 5  
Vancouver, BC V7X 1M6, Canada  
Telephone: +1 604 775 8200 | Fax: +1 604 775 8210  
Email: [info@col.org](mailto:info@col.org)

Web: [www.col.org](http://www.col.org)  
Facebook: <https://www.facebook.com/COL4D>  
Twitter: <http://twitter.com/COL4D>  
LinkedIn: <https://www.linkedin.com/company/commonwealth-of-learning>  
YouTube: <https://www.youtube.com/user/comlearn>